

ATLANTINVEST - MORUS

Fund Manager: Alberto Allevi

Co-Fund Manager: Daniele Lombardo

Atlantinvest SA

Via G. Vegezzi 6, 6900 Lugano, Svizzera

info@atlantinvest.ch

T +41 91 922 58 34

www.atlantinvest.ch

The Fund: Atlantinvest MORUS is a flexible global balanced fund denominated in CHF, set up according to UCITS V rules, which prevalently adopts a bottom-up approach. The fund invests mainly, but not exclusively, in main developed markets with particular focus on US and EU countries

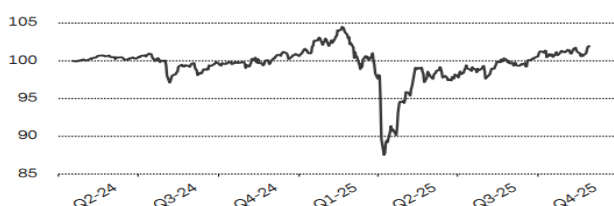
The Strategy: The AMC on the Morus Strategy is an actively managed portfolio, which is based on the investment advice and recommendation of Atlantinvest SA. The strategy aims at achieving positive total return. The investment universe will include international equities, ETFs, Mutual Funds, Options and Futures. The foreign exchange risk is hedged at the Advisor's sole discretion (see FX Hedging Effectt). Investment decisions will be taken on the basis of fundamental, technical and market specific data. The investment strategy aims to invest tactically in the financial markets of developed countries, particularly in the US and Europe, through the use of mainly index-linked financial instruments. In order to increase the risk/return ratio of the investments, the strategy of selling covered call options is often used.

Name	AMC on Morus Strategy
Issue Date	15 Avril 2024
Issuer/Sponsor	Bank Vontobel AG
Advisor	Atlantinvest
ISIN	CH13044283539
Currency	CHF
Outstanding Certificates	110'936
Net Assets	11'321'991

Monthly Returns - AMC on the Morus Strategy

	Jan	Feb	Mar	Apr	May	Jun	Jul	Aug	Sep	Oct	Nov	Dec	Year
2022				0.997	1.004	0.975	1.010	0.992	0.976	1.030	0.998	0.973	-4.58%
2023	1.043	1.008	0.992	0.991	1.004	1.014	0.995	0.997	1.005	0.978	1.036	1.001	6.32%
2024	0.997	1.011	1.035	1.021	1.174	0.748	0.974	0.887	1.266	0.957	1.000	1.002	0.62%
2025	1.007	1.022	0.996	0.954	0.967	1.034	1.004	1.007	1.010	1.009	1.005	1.009	1.42%

Historical chart

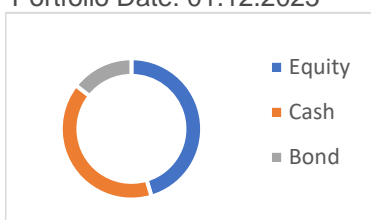


PERFORMANCE DISCLAIMER:

Past performance is not a guide to future performance. The performance data does not take into account of the commissions and costs incurred on the issue and redemption of units. The value of investments and any income is not guaranteed and can go down as well as up and may be affected by exchange rate fluctuations. This means that an investor may not get back the amount invested. Index returns assume reinvestment of dividends and capital gains and unlike fund returns do not reflect fees or expenses.

Asset class - Allocation %

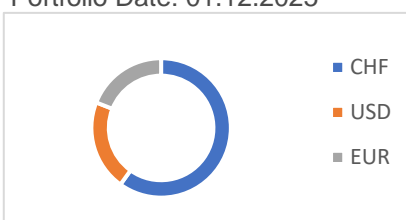
Portfolio Date: 01.12.2025



Equity	45.4
Cash	40.2
Bond	14.4
Total	100.0

Currency - Exposure %

Portfolio Date: 01.12.2025



CHF	59.9
USD	21.0
EUR	19.0
Total	100.0